

Eyebrow Reshaping (ER) with Definisse™ Threads

Jamie Anthony A Arzadon¹, Adriano Santorelli², and Lisa J Braganza^{†3}

ABSTRACT

Eyebrows play a role in defining the contours of the face and are associated with beauty. A brow lift can reverse the effect of aging and restore beauty. Definisse™ threads are a range of absorbable, monofilament, suspension barbed threads of synthetic origin to be used when tissue support is required. Definisse™ threads interact with the tissues with a double action. Namely, a lifting action for the support and repositioning of the tissues, due to the mechanical action and revitalizing action due to the fibrosis that appears along the thread. Individual perceptions and expectations also differ from person to person. The experience with the shaping of eyebrows using Definisse™ threads is profiled. Eyebrow lift with Definisse™ threads is a safe, new approach to reshaping eyebrows and improving beauty and confidence.

Keywords: Eyebrows reshaping, Definisse™ threads

Introduction

Facial aesthetics have been defined by artists such as Leonardo da Vinci. In facial expression and beauty, the upper third of the face is considered to be of primary importance. The brow is known as the master line of the face, and it is used as a reference for all other angles and contours of the face.

Eyebrows play a role in defining the contours of the face and are associated with beauty. Eyebrows are also known to mirror emotions like anger (flat eyebrows with central furrows), sadness (downward slanting eyebrows), surprise (high raising eyebrows), and happiness (proper arches of the eyebrows). Aging is associated with eyebrow ptosis or drooping of the eyebrows, due to gravitational aging. The lateral brow is the most commonly affected. However, the medial eyebrow can also be affected due to atrophy of the eyebrow fat [1].

The Perfect Eyebrows

The ideal eyebrows have been defined by

Westmore criteria for the ideal eyebrow position and contour as described below (**Figure 1**) [2].

- The medial brow should begin on the same vertical plane as the lateral extent of the ala and the inner canthus (A-B).
- The medial brow ends laterally (C) at an oblique line drawn from the most lateral point of the ala (A) through the lateral canthus.
- The medial and lateral ends of the brow (B, C) lie approximately at the same horizontal level.
- The apex lies on a vertical line (D-E) directly above the lateral limbus.

The Role of Eyebrow Lift in Enhancing Beauty

A brow lift can help to enhance the arch of the eyebrows, and reverse the changes associated with aging by restoring the distance between the eyelid margin and eyebrows. It can reverse the effect of aging and restore beauty.

Received: 16-Apr-2023, Manuscript No. ijocs-22-60972;

Editor assigned: 18-Apr-2023, PreQC No. ijocs-22-60972(PQ);

Reviewed: 10-May-2023, QC No. ijocs-22-60972(Q);

Revised: 12-May-2023, Manuscript No. ijocs-22-60972(R);

Published: 17-May-2023, DOI: 10.37532/1753-0431.2023.17(6).241

¹Department of Otolaryngology, Head & Neck Surgery Chief, Section of Facial Plastic Surgery, Asian Hospital & Medical Center, Thailand

²Private Practice, Naples, Italy

³Regional Medical Manager APAC, Singapore

[†]Author for correspondence: Lisa J Braganza, Regional Medical Manager APAC, Singapore; E-mail: lisa.braganza@menariniapac.com

Shaping the Contours of the Eyebrows or Eyebrow Lift with Definisse™ Threads

Definisse™ threads are a range of absorbable, monofilament, suspension barbed threads of synthetic origin (poly-L-lactic acid and caprolactone, p(LA-CL)) to be used when tissue support is required [3]. Definisse™ double-needle are bidirectional convergent barbed threads.

Definisse™ threads interact with the tissues with a double-action [4]. Namely, a lifting action for the support and repositioning of the tissues, due to the mechanical action and revitalizing action due to the fibrosis that appears along the thread [4,5].

The barbs of Definisse™ threads have a specific density specially designed to obtain a mechanical, intense, and continuous stimulation of the fibroblasts that is homogeneous throughout the length of the thread. The barbs of Definisse™ threads have a defined three-dimensional

geometry to achieve effective anchoring without causing tissue trauma (**Figure 1**). Due to this specific geometry, barbs can be opened like an umbrella after positioning to form a support structure that lifts sagging skin (Savoia A). The bidirectional convergent barbed thread determines traction in the opposite directions due to the disposition of the barbs. The effect of the threads after insertion is a lifting of soft tissue. The Definisse™ 12-cm Double Needle Threads, used with the Eyebrow Reshaping (ER) Technique, allow the elevation of the tail of the eyebrow (**Figures 2 and 3**).

The Procedure for the Usage of Definisse™ Threads to Uplift Eyebrows

■ Step 1

Choosing the appropriate candidate: The candidates for best results with the use of Definisse™ threads have been identified (**Table 1**).

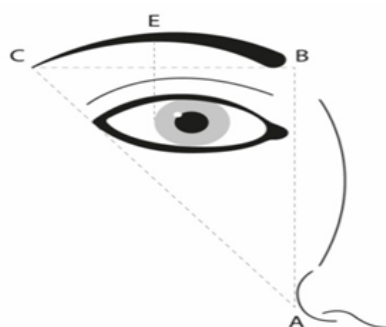


Figure 1: The Ideal eyebrow (Westmore criteria).



Figure 2: The Definisse™ 12 cm double-needle threads.



Figure 3: The bidirectional convergent barbed thread.

■ Step 2

The next step is to choose and plan the appropriate treatment which must be individualized based on the classification of the eyebrow type (**Figure 4**).

■ Step 3

Performing the procedure in operating theaters or ambulatory clinics. After disinfecting the area of the skin to be treated with an antiseptic solution, the procedure is generally performed under anesthesia (i.e. lidocaine 1%-2% with epinephrine 1:100,000) with/or the addition of a local anesthetic cream.

■ Step 4

Identify the 2 Safety Lines (SLs) SL1 and SL2 and the entry point (IN1) between the two

safety lines) and the exit points (OUT1, OUT2) and the reshaping lines (R1 and R2). The anesthetic drug is infiltrated in entry and exit points, and along the reshaping lines. Along with the anesthetic effect, it allows the tissue hydro dissection from the periosteum (**Figure 5**).

Differences Between Asian and Western Eyebrows

Asian brows are unique in that the hair can often grow in multiple different directions. They also tend to lack a defined arch. Asian eyebrows are often similar to hair color. They have a relatively straighter bow shape than Western's angular arch signature and have softer brow lines.

Table 1: The Ideal Candidate.

The Ideal candidate

Between 30-60 years old
Minor Upper eyelid excess
Moderate Eyebrow Ptosis
Normal or Thick skin in the Temporal Area

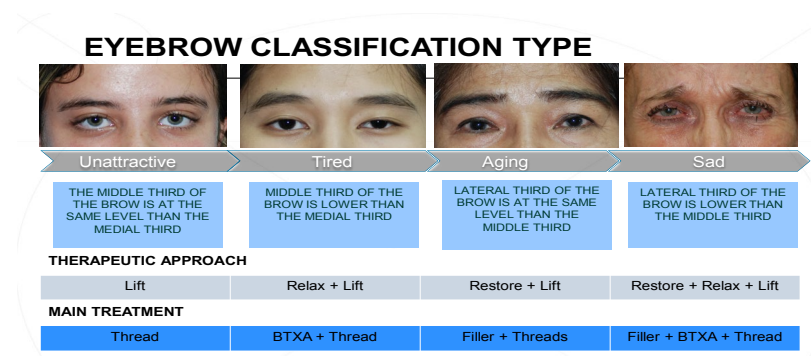


Figure 4: Eyebrows classification type.



Figure 5: a): Safety lines, entry point, and exit point; b): Reshaping lines.

In contrast, the Western (American) Brows are often darker than hair and have significantly angular arches and solid, defined shapes (Figures 6 and 7).

Step 5

Thread implantation is performed meticulously

(Figure 8). The thread path is massaged softly from bottom to top to open the barbs. The ends of the thread are cut and sterile strips are applied. The same procedure on the opposite side eyebrow.

Depicted below are the before and after images

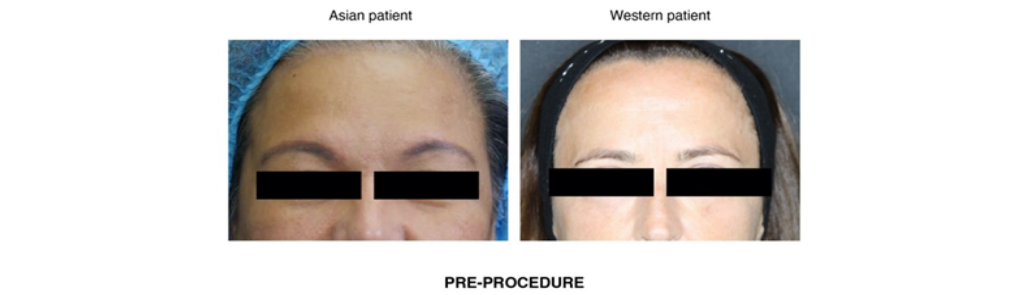


Figure 6: Pre-procedure image of Asian and western patients.

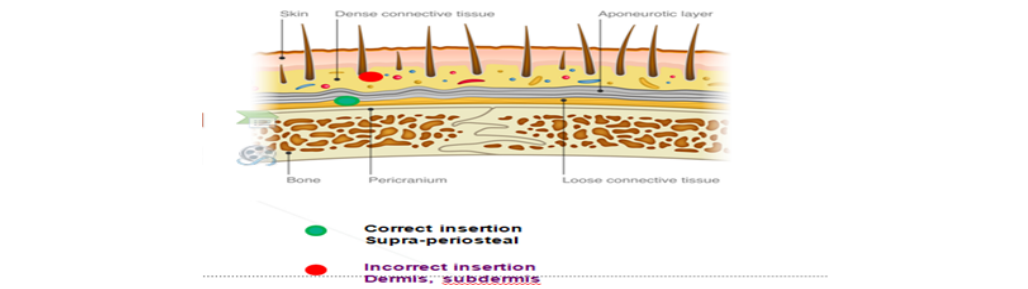


Figure 7: The correct layer of insertion is the supra periosteal plane.

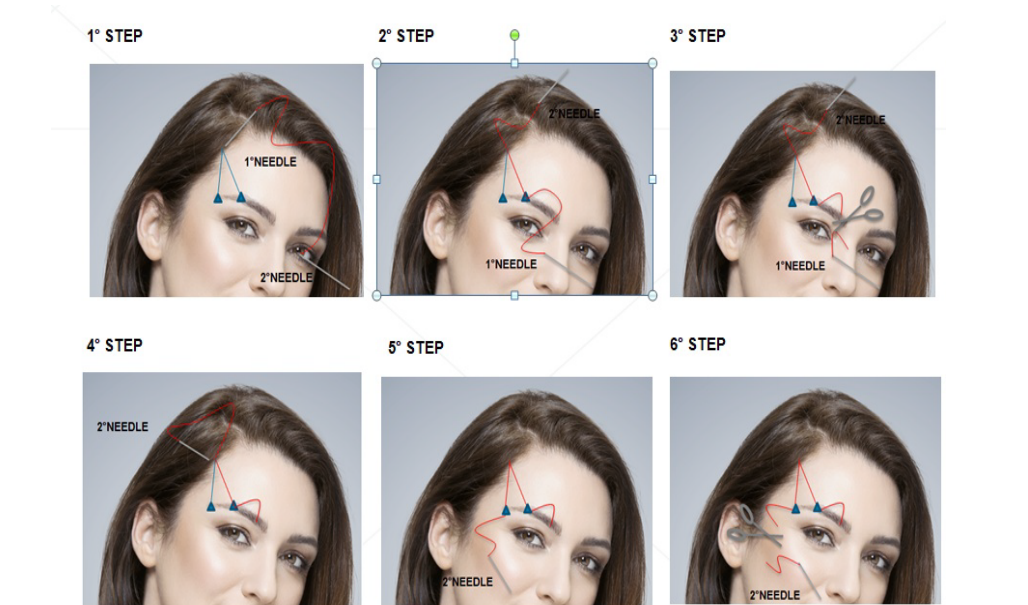


Figure 8: Thread implantation.

of the Asian patients who underwent eyebrow reshaping (**Figures 9 and 10**).

■ Step 6

Post-procedure pain can be managed by paracetamol, short-term antibiotic therapy is given and the set of instructions to be followed by the patient are explained to the patient (**Table 2**) and (**Figure 11**).

■ Practice Points

- Overcorrection may be required at the lateral third of the eyebrow in some patients to get the desired results
- In male patients, the “U” type is followed where there are 2 intermediate points instead of one. In female patients, the “V” type is followed and this helps change the vector or the apex of the triangle. It is advisable to make the lift more oblique than vertical
- The entry point should be placed in the trickle area or hairline as if there is dimpling

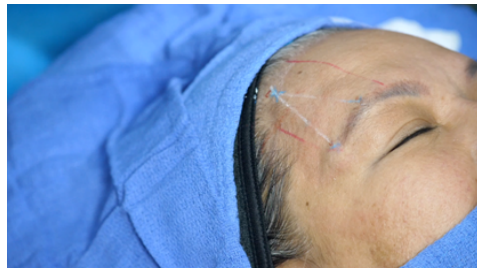


Figure 9: Eyebrow reshaping technique Asian patient.



Figure 10: Patient before and after ER technique with definisse™ double-needle 12 cm on Asian patient.

Table 2: Post-procedure pain management.

Post-procedure pain management
Pain can be managed with oral paracetamol (2 days-3 days, if necessary)
Short-term antibiotic therapy (ie, amoxicillin or clarithromycin)
Sleep face up in an elevated position on pillows (1 night-3 night)
Wash, shave, dry face, and/or remove makeup gently without rubbing or massaging (5 days)
Avoid overexposure to direct sunlight and do not use tanning beds (especially if there is bruising) (2 weeks)
Do not use saunas or hammams (1 weeks-2 weeks)
Ice packs after the procedure to reduce swelling and bruising
Do not remove sterile strips (2 days-5 days)
Refrain from applying makeup for as long as possible (minimum 24 hours)
Avoid excessive face and neck movements (1 week)
Avoid sports, particularly high-impact activities (2 weeks)
Avoid face and neck massages and face and neck aesthetic treatments (3 weeks)



Figure 11: Patient 2; Patient before and after: ER Technique with Definisse™.

it can be concealed by the hairline. The ideal exit point would be one that does not involve too much maneuvering

- Penetrate the needle at 90° at the entry point because the periosteum can be felt and it would be a very good entry point

Conclusion

Eyebrows definitely have a role to play in facial aesthetics. Individual perceptions and expectations also differ from person to person. Eyebrow lift with Definisse™ threads is a safe, new approach to reshaping eyebrows and improving beauty and confidence.

References

1. Nen C, NGO Tung C. Ophthalmology Hall of Fame-Faces behind Ophthalmic Eponyms. Marudi Pub (2017).
2. Gunter, JP. Aesthetic Analysis of the Eyebrows. Plast Reconstr Surg 99(7), 1808-1816 (1997). [Google Scholar] [CrossRef]
3. Berardesca E, Cirillo P, Fundaro SP, et al. Reshaping with barbed threads. (2020). [Google Scholar]
4. Savoia A, Accardo C, Vannini F, et al. Outcomes in thread lift for facial rejuvenation: A study performed with happy lift™ revitalizing. Dermatol therapy 4(1), 103-114 (2014). [Google Scholar] [CrossRef]
5. Bong JA, Arzadon. (Paper presentation) Menarini Asia Pac (2021).